



FAMILY ALTA DECORACION / SISTEMAS TINTOMÉTRICOS
LINE RUSTICOS DIFUMINADOS

DESCRIPTION AND NATURE

Product ready to use in a single coat. Very simple application, obtaining diverse effects and shades coloured stumped with elegant white tones.

USAGES

Indoors
Cement
Plaster
Cement
Concrete
Brick
Only sheltered exterior use for solids colours

PROPERTIES

Does not turn yellow
Good yield
- Usable as-is or as a tintometric base
Does not require machinery or trained personnel
- Provides rustic effect
- Water-based
- Different decorative effects depending on the method of application
Good applicability

TECHNICAL CHARACTERISTICS

Referencia Color	MUROS MEDITERRANEOS NUOVO CAPRI BLANCO
Finish	Matt
Specific weight	0,97± 0,05 kg/l
Solids in volume	18± 1
Solids in weight	18± 1
VOC	Cat. I/BA 300/200 (2007/2010): 200,00 g/l
Aproximated performance by coat	8-9 m ² /L
Dry to touch	(20°C HR: 60%): 3 h
Dry to repaint	(20°C HR: 60%): 24 h. Total 48 h
Colours	Base BL Transparent + colouring. Colour card High decoration nº 19. Toner 501066 can be used to dye.

SURFACE PREPAIRING

New surfaces

Mortar of cement and plaster:

1. Hope until forged total (30 days minimum in cement, not to exceed 20).
2. Clean the support of possible defects by means of abrasive spurt, as well as to neutralize the alkaline surfaces.
3. In excessively polished surfaces, you must sandpaper to open the pore.
4. Fix the weak supports with suitable locking device (FIJADORA emulsion or FIJAMONT).
5. Clean rest of products on support and/or remainders.
6. Fill the defects of the support (to see in family Putties the lines corresponding in dust and prepared putties to make a suitable election).

MUROS MEDITERRANEOS NUOVO CAPRI

7. Once the base is prepared, anchor with L-500 coating, or Fondo Muros Mediterraneos. Due to its transpiration properties and texture, this base is ideal for finishes using Muros Mediterráneos Nuovo Capri.

Plaster:

1. Wait for until well dry (max, 20% humidity).
 2. Eliminate rest of products and/or remainders.
 3. Eliminate defects.
 - Regulate the absorptions of the surface by means of primer.
 - In surfaces excessively polished to sandpaper to open the pore.
 - Fix the weak supports by means of suitable locking device (To see family 6).
 - Fill with putty to eliminate the defects of the support (to see in family the lines corresponding - putties -to make a suitable election).
 - Deal with MONTOLIMP the supports with mould.
- One to see the support in conditions, to cast anchor with Fondo Muros Mediterranean or L-500 coating.

Wood :

Prepare and to seal with SELLADORA SELLALUX.
Once dry, apply FONDO MUROS MEDITERRANEAN OR MONTOKRIL L-500.

Restoring and maintenance

1. Eliminate totally old paintings in badly state or badly adhered .
2. The shining surfaces must be clarified, to make sure a good adhesion.
3. In the painted supports it must verify the solidity and anchorage of the painting, to diagnose his nature to avoid possible incompatibility and to eliminate the dust and the dirt before being repainting.
4. - Fill with putty to eliminate the defects of the support (to see in family the lines corresponding - putties -to make a suitable election).
5. To deal with MONTOLIMP the supports with mould, if it comes.
6. One to see the support in conditions, to cast anchor with Fondo Muros Mediterranean or L-500 coating. This bottom is the indicated one by his sweating and texture to facilitate the Mediterranean ended one Walls Capri.

WAY OF USE

Application Notes

1. Anchor the base with Fondo Muros Mediterraneos.
 2. Mix the product with the tint by hand when ready to use.
- If you have two separate batches of the same product and colour, it is recommended that you mix them together before use to prevent potential variations in the size of the white floccule.
3. Once the chosen colour is perfectly blended, apply one coat of Muros Mediterráneo Nuovo Capri with a flat paint brush using cross strokes, as uniformly as possible.
 4. Leave to dry slightly so that it penetrates the base and acquires consistency.
 5. Then spread using a flexible plastic trowel, applying even pressure in the same or a different direction, until the desired effect is achieved. This will break up the thick particles that are not yet dry, which will produce a white shaded effect. This will highlight and combine with the already hardened coloured base.
 6. Once the colour has been added to the product, it should not be stored for more than 1 week.

Solvent for dilution and cleaning

Water

Way of use	Aproximate dilution
Flat brush	Uso
Roller	Uso

SYSTEM

Procedures depending of surface type

	Primer	Intermedium	Finish
Metal			
MAX	Imprimación Antioxidante	Fondo Muros Mediterráneos	Muros Mediterráneos Nuovo Capri
STD	Imprimación Antioxidante	Fondo Muros Mediterráneos	Muros Mediterráneos Nuovo Capri
Old painting in good state			
MAX		Fondo Muros Mediterráneos	Muros Mediterráneos Nuovo Capri

MUROS MEDITERRANEOS NUOVO CAPRI

STD	Fondo Muros Mediterráneos	Muros Mediterráneos Nuovo Capri
Wood		
MAX	Selladora Sellalux o Acqua	Fondo Muros Mediterraneos
STD	Selladora Sellalux o Acqua	Fondo Muros Mediterraneos
Project		
MAX	Emulsión fijadora, Fijamont	Fondo Muros Mediterráneos
STD		Fondo Muros Mediterráneos
Old paintings in bad state		
MAX	Emulsión fijadora, Fijamont	Fondo Muros Mediterráneos
STD		Fondo Muros Mediterráneos

SECURITY

Do not eat, neither drink, nor smoke during the application. In case of contact with eyes, wash abundantly with clean water. Keep away from children. Do not throw in darin. Keep product in dry area, under cover and temperature between 5 to 35°C. For further information, please check product safety sheet.

Do not eat, neither drink, nor smoke during the application. In case of contact with eyes, wash abundantly with clean water. Keep away from children. Do not throw in darin. Keep product in dry area, under cover and temperature between 5 to 35°C. For further information, please check product safety sheet.

NOTE

Maximum recommended storage time : 12 months since its fabrication in its original packaging perfectly closed, stored indoors and at temperatures between 5° and 35°C

Information here indicated is based on our actual knowledge, laboratory testing and taking in count the practical use under specific circumstances. As it is impossible to establish an adequate description for every nature and status of the supports to be painted, we are unable to warrant the absolute reproducibility in each specific use

PACKINGS

0.75 L, 2.5 L



**FAMILY
LINE**


DESCRIPTION AND NATURE

Product ready to use in a single coat. Very simple application, obtaining diverse effects and shades coloured stumped with elegant white tones.

USAGES

PROPERTIES

Does not turn yellow
Good yield
- Usable as-is or as a tintometric base



- Does not require machinery or trained personnel
 - Provides rustic effect
 - Water-based
 - Different decorative effects depending on the method of application
- Good applicability

TECHNICAL CHARACTERISTICS

Referencia Color

Finish	Matt
Specific weight	0,97± 0,05 kg/l
Solids in volume	18± 1
Solids in weight	18± 1
VOC	Cat. I/BA 300/200 (2007/2010):200,00 g/l
Aproximated performance by coat	8-9 m ² /L
Dry to touch	(20°C HR: 60%): 3 h
Dry to repaint	(20°C HR: 60%): 24 h. Total 48 h
Colours	Base BL Transparent + colouring. Colour card High decoration nº 19. Toner 501066 can be used to dye.

SURFACE PREPAIRING

New surfaces

Mortar of cement and plaster:

1. Hope until forged total (30 days minimum in cement, not to exceed 20).
2. Clean the support of possible defects by means of abrasive spurt, as well as to neutralize the alkaline surfaces.
3. In excessively polished surfaces, you must sandpaper to open the pore.
4. Fix the weak supports with suitable locking device (FIJADORA emulsion or FIJAMONT).
5. Clean rest of products on support and/or remainders.
6. Fill the defects of the support (to see in family Putties the lines corresponding in dust and prepared putties to make a suitable election).
7. Once the base is prepared, anchor with L-500 coating, or Fondo Muros Mediterraneos. Due to its transpiration properties and texture, this base is ideal for finishes using Muros Mediterráneos Nuovo Capri.

Plaster:

1. Wait for until well dry (max, 20% humidity).
 2. Eliminate rest of products and/or remainders.
 3. Eliminate defects.
 - Regulate the absorptions of the surface by means of primer.
 - In surfaces excessively polished to sandpaper to open the pore.
 - Fix the weak supports by means of suitable locking device (To see family 6).
 - Fill with putty to eliminate the defects of the support (to see in family the lines corresponding - putties -to make a suitable election).
 - Deal with MONTOLIMP the supports with mould.
- One to see the support in conditions, to cast anchor with Fondo Muros Mediterranean or L-500 coating.


Wood :

- Prepare and to seal with SELLADORA SELLALUX.
Once dry, apply FONDO MUROS MEDITERRANEAN OR MONTOKRIL L-500.

Restoring and maintenance

1. Eliminate totally old paintings in badly state or badly adhered .
2. The shining surfaces must be clarified, to make sure a good adhesion.
3. In the painted supports it must verify the solidity and anchorage of the painting, to diagnose his nature to avoid possible incompatibility and to eliminate the dust and the dirt before being repainting.
4. - Fill with putty to eliminate the defects of the support (to see in family the lines corresponding - putties -to make a suitable election).
5. To deal with MONTOLIMP the supports with mould, if it comes.
6. One to see the support in conditions, to cast anchor with Fondo Muros Mediterranean or L-500 coating. This bottom is the

MUROS MEDITERRANEOS NUOVO CAPRI



indicated one by his sweating and texture to facilitate the Mediterranean ended one Walls Capri.

WAY OF USE

Application Notes

1. Anchor the base with Fondo Muros Mediterraneos.
2. Mix the product with the tint by hand when ready to use.
- If you have two separate batches of the same product and colour, it is recommended that you mix them together before use to prevent potential variations in the size of the white floccule.
3. Once the chosen colour is perfectly blended, apply one coat of Muros Mediterráneo Nuovo Capri with a flat paint brush using cross strokes, as uniformly as possible.
4. Leave to dry slightly so that it penetrates the base and acquires consistency.
5. Then spread using a flexible plastic trowel, applying even pressure in the same or a different direction, until the desired effect is achieved. This will break up the thick particles that are not yet dry, which will produce a white shaded effect. This will highlight and combine with the already hardened coloured base.
6. Once the colour has been added to the product, it should not be stored for more than 1 week.

Solvent for dilution and cleaning

Water

Way of use	Aproximate dilution
Flat brush	Uso
Roller	Uso

SYSTEM

Procedures depending of surface type

	Primer	Intermedium	Finish
Metal			
MAX	Imprimación Antioxidante	Fondo Muros Mediterráneos	Muros Mediterráneos Nuovo Capri
STD	Imprimación Antioxidante	Fondo Muros Mediterráneos	Muros Mediterráneos Nuovo Capri
Old painting in good state			
MAX		Fondo Muros Mediterráneos	Muros Mediterráneos Nuovo Capri
STD		Fondo Muros Mediterráneos	Muros Mediterráneos Nuovo Capri
Wood			
MAX	Selladora Sellalux o Acqua	Fondo Muros Mediterraneos	Muros Mediterráneos Nuovo Capri
STD	Selladora Sellalux o Acqua	Fondo Muros Mediterraneos	Muros Mediterráneos Nuovo Capri
Project			
MAX	Emulsión fijadora, Fijamont	Fondo Muros Mediterráneos	Muros Mediterráneos Nuovo Capri
STD		Fondo Muros Mediterráneos	Muros Mediterráneos Nuovo Capri
Old paintings in bad state			
MAX	Emulsión fijadora, Fijamont	Fondo Muros Mediterráneos	Muros Mediterráneos Nuovo Capri
STD		Fondo Muros Mediterráneos	Muros Mediterráneos Nuovo Capri

SECURITY

Do not eat, neither drink, nor smoke during the application. In case of contact with eyes, wash abundantly with clean water. Keep away from children. Do not throw in darin. Keep product in dry area, under cover and temperature between 5 to 35°C. For further information, please check product safety sheet.

501067


Fecha de Alta

03-04-2007

Versión

6 - 12/03/2020

MUROS MEDITERRANEOS NUOVO CAPRI



Do not eat, neither drink, nor smoke during the application. In case of contact with eyes, wash abundantly with clean water. Keep away from children. Do not throw in darin. Keep product in dry area, under cover and temperature between 5 to 35°C. For further information, please check product safety sheet.

NOTE

PACKINGS

0.75 L, 2.5 L